



Gobo Image Indicates Orientation in Light




ROSOCO 71011-MOTTLED BREAKUP




ROSOCO 77774-BLOSSOMS



ROSOCO 77805-LEAF BREAKUP




ROSOCO R818-OPEN STIPPLE




GAM 291-SUMMER LEAVES



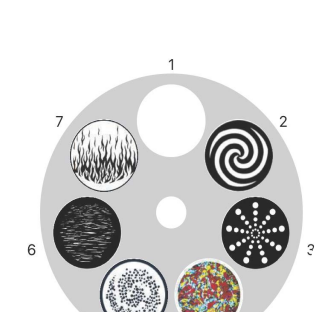
GAM 517-TWISTING BRANCHES



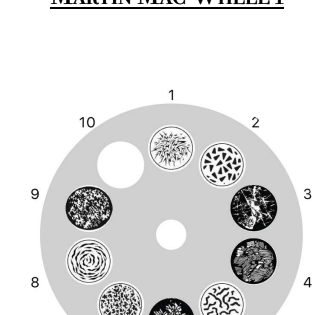
GAM 613-MOONSCAPE



GAM 617-WIDE SHAFTS

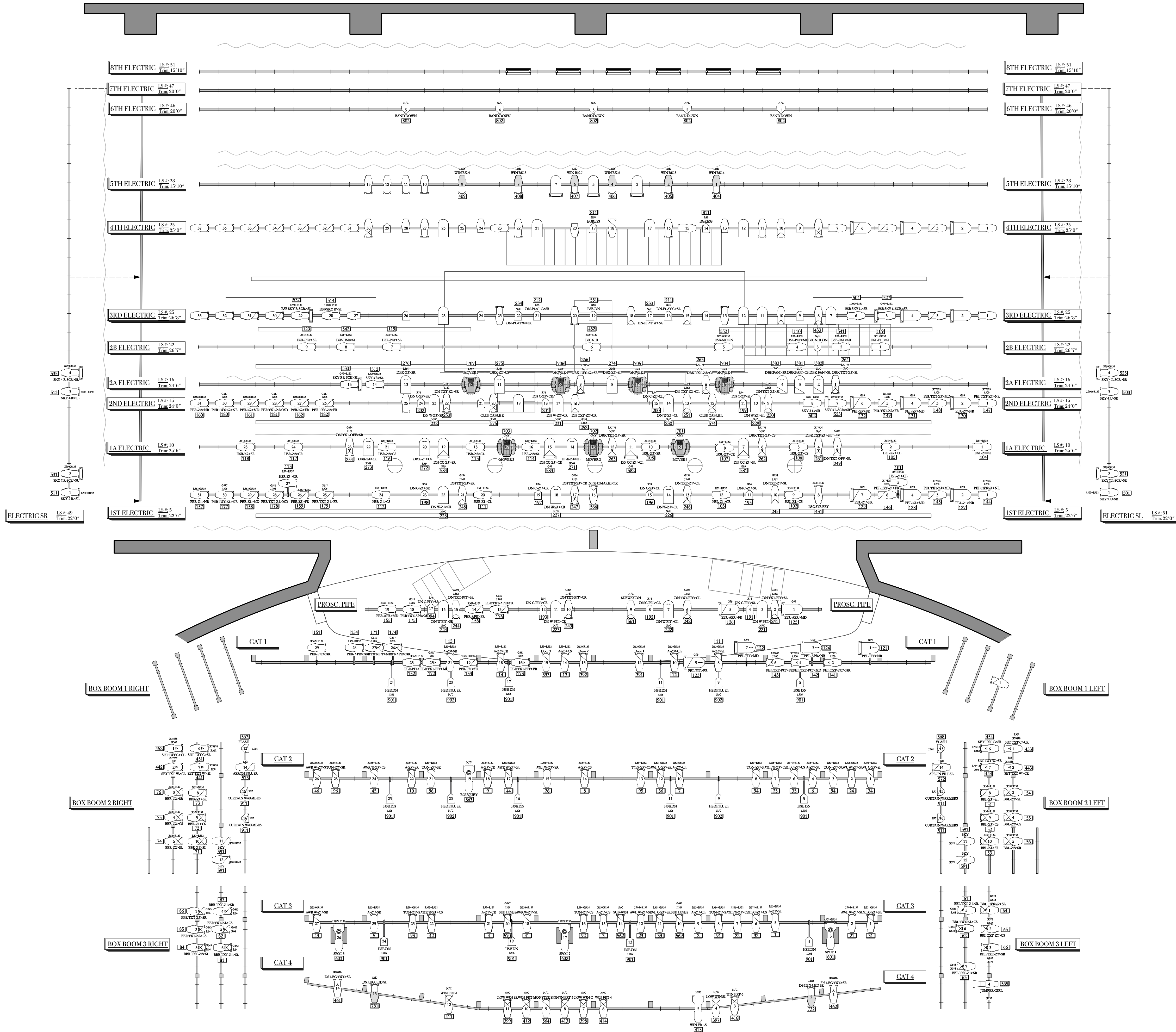


MARTIN MAC WHEEL 1



MARTIN MAC WHEEL 2

FULL STAGE BLACK	39'-11"	55'
GENERAL PURPOSE	39'-5"	54'
SIL TAB CURTAIN	39'-0"	53'
8TH ELEC SR	Trans.	51'
7TH ELEC SR	Trans.	49'
SIL TAB CURTAIN	38'-0"	47'
6TH ELEC SR	34'-6"	46'
GENERAL PURPOSE	33'-0"	45'
GENERAL PURPOSE	32'-6"	44'
GENERAL PURPOSE	32'-0"	43'
GENERAL PURPOSE	31'-6"	42'
FULL STAGE BLACK	31'-0"	41'
FULL STAGE BLACK	30'-6"	40'
FULL STAGE BLACK	30'-0"	39'
5TH ELEC SR	27'-0"	37'
GENERAL PURPOSE	26'-6"	36'
GENERAL PURPOSE	23'-6"	34'
GENERAL PURPOSE	23'-0"	33'
GENERAL PURPOSE	22'-6"	32'
GENERAL PURPOSE	22'-0"	31'
GENERAL PURPOSE	21'-6"	30'
SKY BORDER No. 5	21'-0"	29'
GENERAL PURPOSE	20'-6"	28'
GENERAL PURPOSE	20'-0"	27'
VINYL LEGS No. 3	19'-6"	26'
3RD ELEC SR	18'-0"	25'
SKY BORDER No. 4	16'-6"	24'
SKY BORDER No. 3	16'-0"	23'
GENERAL PURPOSE	15'-6"	22'
SKY BORDER No. 2	14'-6"	20'
SKY BORDER No. 1	14'-0"	19'
ROW HOUSE DROP	13'-6"	18'
RAIN CURTAIN	13'-0"	17'
24TH ELEC SR	12'-6"	16'
GENERAL PURPOSE	7'-6"	10'
GENERAL PURPOSE	7'-0"	9'
PAPER LANTERN	6'-6"	8'
GENERAL PURPOSE	6'-0"	7'
GENERAL PURPOSE	5'-6"	6'
1ST ELEC SR	4'-0"	5'
VINYL LEGS No. 1	2'-6"	4'
SKY BORDER No. 1	2'-0"	3'
MAIN CURTAIN	1'-6"	2'
PLASTERLINE	0'-0"	PL
LINSET DESCRIPTION	Dsl.	#



KEY TO INSTRUMENTATION

SOURCE FOURs

S-4 10 DEG @ 575w	5 / 0
S-4 14 DEG	1 / 0
S-4 19 DEG @ 575w	33 / 40
S-4 26 DEG @ 575w	73 / 86
S-4 36 DEG @ 575w	112 / 92
S-4 50 DEG @ 575w	29 / 20
S-4 36 DEG LED @ 750w	8 / 0

FRESNEL

6" FRES @ 750w	44 / 39
3K FRESNEL @ 2K	2 / 6

PARS

PAR 64 NSP @ 1KW	8 / 30
PAR 64 MFL @ 1KW	43 / 30
PAR 64 WFL @ 1KW	4 / 0
S-4 PAR NSP @ 575w	6 / 12
S-4 PAR MFL @ 575w	5 / 11

PRACTICALS

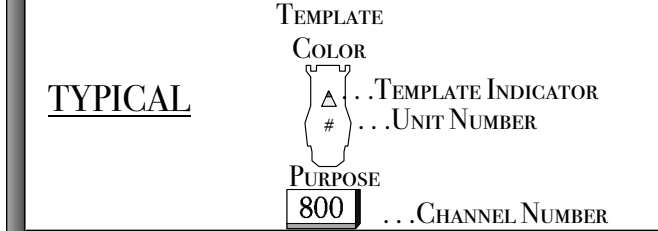
CLIP LIGHTS @ 100w	0 / 3
LANTERN @ 100w	1 / 1

INTELLIGENT

MARTIN MAC 700 PROFILE @ 700w	7 / 8
SPECTRA Cvc RGBW @ 200w	0 / 8
SPECTRA Cvc RGBW @ 200w	14 / 8

ACCESSORIES

IRIS	4 / 0
WYBROS COLOUR II 7.5"	38 / 24



NOTES:

- All Fixtures, hung on 18" center, unless noted.
- Please have barn doors at focus.
- Deck Mounts to be placed by designer.
- Final Boom Placement to be determined by designer.
- Units without channel information are spares.

DISCLAIMER

This drawing represents visual concepts and construction suggestions only. It does not replace the knowledge and advice of a licensed structural engineer. The designer and his or her employees may be unqualified to determine the structural appropriateness of this design and will not assume responsibility for improper engineering, construction, or handling. Final placement of all booms, lighting, or mount, and deck mounts to be determined as load in by lighting designer.

LIGHTING DESIGNER:
Eb Madry
emadry@uci.edu
(713)987423

1st ASSISTANT LIGHTING DESIGNER:
David Hernandez

2nd ASSISTANT LIGHTING DESIGNER:
Tessa Ann Bookwalter

Avenue Q

University of California, Irvine
Clarie Trevor Theatre

PRODUCTION TEAM

DIRECTOR: Don Hill

SCENIC DESIGNER: Dipu Gupta

COSTUME DESIGNER: Ashton Montgomery

SOUND DESIGNER: Andrea Allmond

STAGE MANAGER: Matt Terzigni

PRODUCTION MANAGER: Keith Bangs

MASTER ELECTRICIAN: Morgan Embry

SUBMITTALS:

ROUGH PLOT REVIEW	5/12/2017
HANG PACKAGE	5/15/2017
6/2/2017	FINAL

ELECTRIC PLAN

Scale: 1/4" = 1'-0"
Drawn By: ECM

PLATE:
1 OF 3


Cobo Image Indicates Orientation in Light



ROSCO 71041-MOTTLE BREAKUP



ROSCO 7774-BLOSSOMS



ROSCO 77805-LEAF BREAKUP



ROSCO 78418-OPEN STIPPLE



CAM 294-SUMMER LEAVES



CAM 517-TWISTING BRANCHES




CAM 643-MOONSCAPE



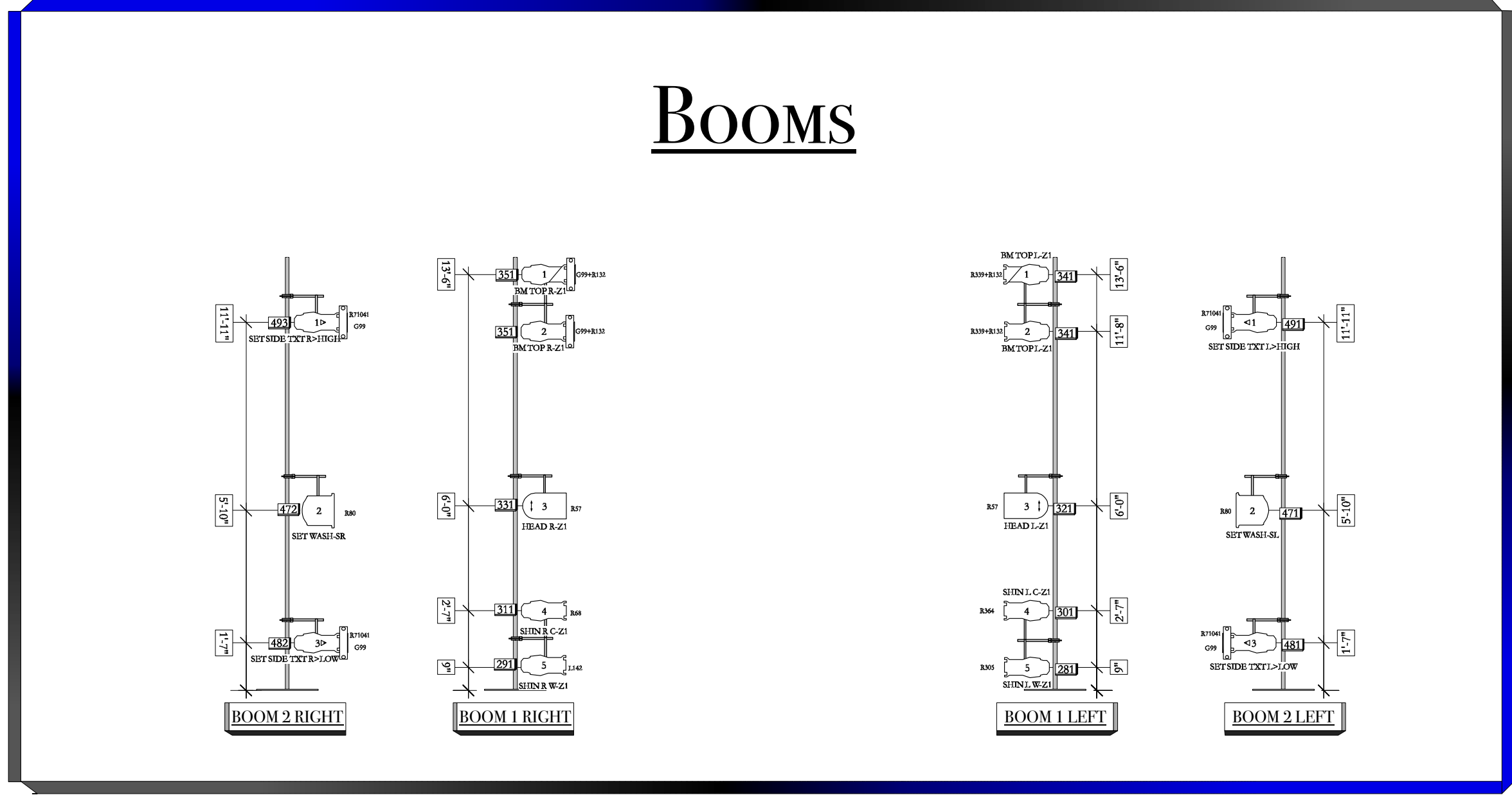
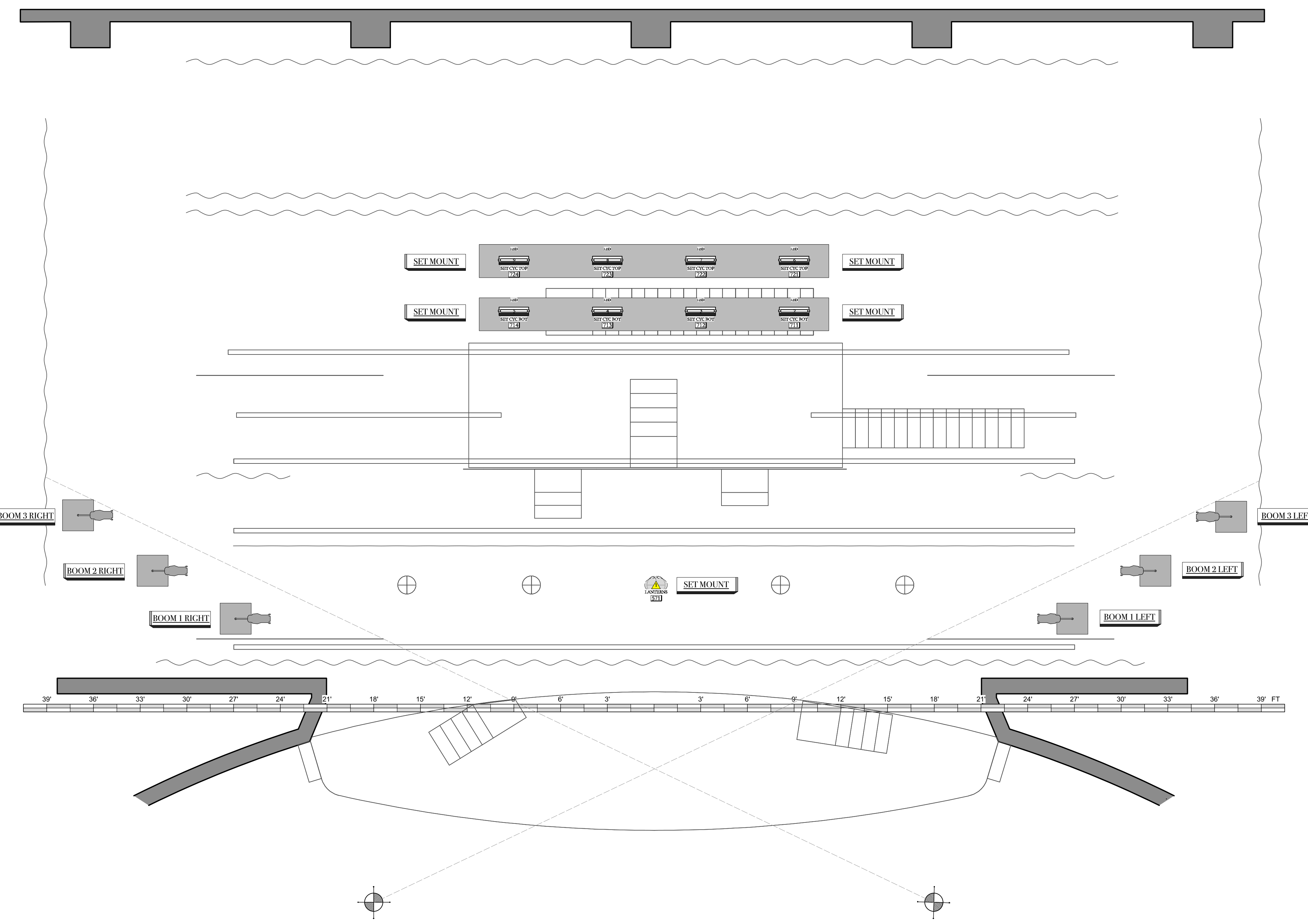
CAM 647-WIDE SHAFTS



MARTIN MAC WHEEL 1



MARTIN MAC WHEEL 2



KEY TO INSTRUMENTATION

SOURCE FIXTURES		
	S-4 10 DEG @ 575W	5 / 0
	S-4 14 DEG	1 / 0
	S-4 19 DEG @ 575W	33 / 40
	S-4 26 DEG @ 575W	73 / 86
	S-4 36 DEG @ 575W	112 / 92
	S-4 50 DEG @ 575W	29 / 20
	S-4 36 DEG LED @ 750W	8 / 0
FRESNEL		
	6" FRES @ 750W	44 / 39
	2K FRESNEL @ 2K	2 / 6
PARS		
	PAR 64 NSP @ 1KW	8 / 30
	PAR 64 MFL @ 1KW	43 / 30
	PAR 64 WFL @ 1KW	4 / 0
	S-4 PAR NSP @ 575W	6 / 12
	S-4 PAR MFL @ 575W	5 / 11
PRACTICALS		
	CLIFF-LIGHTS @ 100W	0 / 3
	LANTERN @ 100W	1 / 1
INTELLIGENT		
	MARTIN MAC 700 PROFILE @ 700W	7 / 8
	SPECTRA CYC RGB @ 200W	0 / 8
	SPECTRA CYC RGBW @ 200W	14 / 8
ACCESSORIES		
	IBS	4 / 0
	WYBRON COLORAM II 7.5"	38 / 24
TYPICAL		
	TEMPLATE COLOR	
	TEMPLATE INDICATOR	
	UNIT NUMBER	
	PURPOSE 800	
	CHANNEL NUMBER	

NOTES:

- All Fixtures, hung on 18" center, unless noted.
- Please have barn doors at focus.
- Deck Mounts to be placed by designer.
- Final Boom Placement to be determined by designer.
-

DISCLAIMER

This drawing represents visual concepts and construction suggestions only. It does not replace the knowledge and advice of a licensed structural engineer. The designer and his or her employees may be unqualified to determine the structural appropriateness of this design and will not assume responsibility for improper engineering, construction, or handling. Final placement of all booms, lighting set mounts, and deck mounts to be determined at load in by lighting designer.

LIGHTING DESIGNER:
Eb Madry
emadry@uci.edu
(713)8987423

1st ASSISTANT LIGHTING DESIGNER:
David Hernandez

2nd ASSISTANT LIGHTING DESIGNER:
Tessa Ann Bookwalter

Avenue Q

University of California, Irvine
Clarie Trevor Theatre

PRODUCTION TEAM

DIRECTOR:
Don Hill

SCENIC DESIGNER: Dipu Gupta
COSTUME DESIGNER: Ashton Montgomery
SOUND DESIGNER: Andrea Allmond
STAGE MANAGER: Matt Terrigni
PRODUCTION MANAGER: Keith Bangs
MASTER ELECTRICIAN: Morgan Embry

SUBMITTALS:


ROUGH PLOT REVIEW	5/12/2017
HANG PACKAGE	5/15/2017
6/2/2017	FINAL

DECK PLAN & BOOMS

Scale: 1/4" = 1'-0"
Drawn By: ECM

PLATE:
2 OF
3


Cobo Image Indicates Orientation in Light




ROSCO 71041-MOTTLED BREAKUP



ROSCO 77774-BLOSSOMS



ROSCO 77805-LEAF BREAKUP




ROSCO 78418-OPEN STIPPLE



GAM 204-SUMMER LEAVES



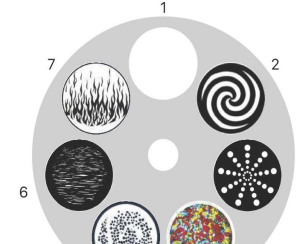
GAM 517-TWISTING BRANCHES



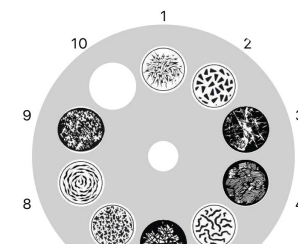
GAM 643-MOONSCAPE



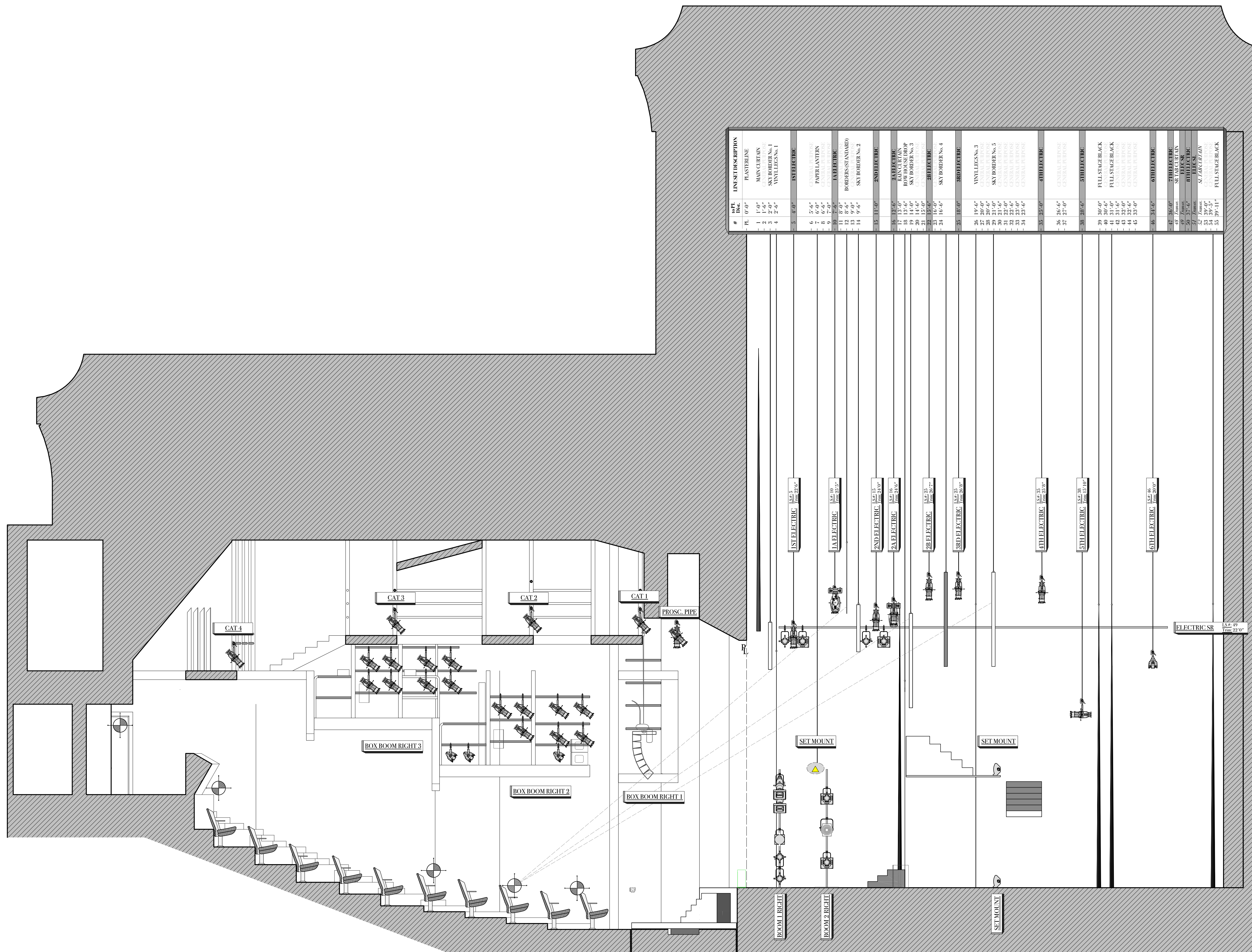
GAM 647-WIDE SHAFTS



MARTIN MAC WHEEL 1



MARTIN MAC WHEEL 2



#	WPL	LINESET DESCRIPTION
1	1'-0"	PLASTERLINE
2	1'-0"	MAIN CURTAIN
3	2'-0"	SKY BORDER No. 1
4	2'-6"	VINYLIES No. 1
5	4'-0"	1ST ELECTRIC
6	5'-6"	GENERAL PURPOSE
7	6'-0"	PAPER LANTERN
8	7'-0"	GENERAL PURPOSE
9	7'-0"	1A ELECTRIC
10	7'-6"	BORDERS (STANDARD)
12	8'-6"	BORDERS (STANDARD)
13	9'-0"	SKY BORDER No. 2
14	9'-6"	GENERAL PURPOSE
15	11'-0"	2ND ELECTRIC
16	12'-0"	2A ELECTRIC
18	13'-6"	RAW HOUSE DROP
19	14'-0"	SKY BORDER No. 3
21	15'-0"	GENERAL PURPOSE
22	15'-6"	2B ELECTRIC
23	16'-0"	SKY BORDER No. 4
24	16'-6"	GENERAL PURPOSE
25	18'-0"	3RD ELECTRIC
26	19'-6"	VINYLIES No. 3
27	20'-0"	GENERAL PURPOSE
29	21'-6"	SKY BORDER No. 5
30	21'-6"	GENERAL PURPOSE
31	22'-0"	GENERAL PURPOSE
32	22'-0"	GENERAL PURPOSE
33	23'-0"	GENERAL PURPOSE
34	23'-6"	GENERAL PURPOSE
35	25'-0"	4TH ELECTRIC
36	26'-6"	GENERAL PURPOSE
37	27'-0"	GENERAL PURPOSE
38	28'-6"	5TH ELECTRIC
39	30'-0"	FULL STAGE BACK
41	31'-0"	FULL STAGE BACK
42	31'-6"	GENERAL PURPOSE
44	32'-6"	GENERAL PURPOSE
45	33'-0"	GENERAL PURPOSE
46	34'-6"	6TH ELECTRIC
47	36'-0"	7TH ELECTRIC
48	37'-0"	SET CURTAIN
50	37'-6"	8TH ELECTRIC
52	38'-0"	9TH ELECTRIC
53	39'-0"	10TH ELECTRIC
55	39'-11"	FULL STAGE BACK

KEY TO INSTRUMENTATION

SOURCE FIXTURES

S-4 10 DEG @ 575W	5 / 0
S-4 14 DEG	1 / 0
S-4 19 DEG @ 575W	33 / 40
S-4 26 DEG @ 575W	73 / 86
S-4 36 DEG @ 575W	112 / 92
S-4 50 DEG @ 575W	29 / 20
S-4 36 DEG LED @ 750W	8 / 0

FRESNEL

6" FRES @ 750W	44 / 39
2K FRESNEL @ 2K	2 / 6

PARS

PAR 64 NSP @ 1KW	8 / 30
PAR 64 MFL @ 1KW	43 / 30
PAR 64 WFL @ 1KW	4 / 0
S-4 PAR NSP @ 575W	6 / 12
S-4 PAR MFL @ 575W	5 / 11

PRACTICALS

CLIP LIGHTS @ 100W	0 / 3
LANTERN @ 100W	1 / 1

INTELLIGENT

MARTIN MAC 700 PROFILE @ 700W	7 / 8
-------------------------------	-------

SPECTRA CYC RGBA @ 200W	0 / 8
SPECTRA CYC RGBW @ 200W	14 / 8

ACCESSORIES

IBIS	4 / 0
WYBRON COLORAM II 7.5"	38 / 24

TYPICAL

TEMPLATE COLOR	...
TEMPLATE INDICATOR	...
UNIT NUMBER	...
PURPOSE	...
800	... CHANNEL NUMBER

- NOTES:**
- All Fixtures, hung on 18" center, unless noted.
 - Please have barn doors at focus.
 - Deck Mounts to be placed by designer.
 - Final Boom Placement to be determined by designer.
 -

DISCLAIMER
 This drawing represents visual concepts and construction suggestions only. It does not represent the knowledge and advice of a licensed structural engineer. The designer and his or her employees may be unqualified to determine the structural appropriateness of this design and will not assume responsibility for improper engineering, construction, or handling. Final placement of all booms, lighting set mount, and deck mounts to be determined at load in by lighting designer.

LIGHTING DESIGNER:
 Eb Madry
 emadry@uci.edu
 (713)8987423

1st ASSISTANT LIGHTING DESIGNER:
 David Hernandez

2nd ASSISTANT LIGHTING DESIGNER:
 Tessa Ann Bookwalter

Avenue Q

University of California, Irvine
 Clarie Trevor Theatre

PRODUCTION TEAM

DIRECTOR:
 Don Hill

SCENIC DESIGNER: Dipu Gupta
COSTUME DESIGNER: Ashton Montgomery
SOUND DESIGNER: Andrea Allmond
STAGE MANAGER: Matt Terzigni
PRODUCTION MANAGER: Keith Bangs
MASTER ELECTRICIAN: Morgan Embry

SUBMITTALS:

ROUGH PLOT REVIEW	5/12/2017
HANG PACKAGE	5/15/2017
6/2/2017	FINAL

SECTION VIEW

Scale: 1/4" = 1'-0"
 Drawn By: ECM

PLATE:
3 OF
3